SALUS CONTROLS

EN

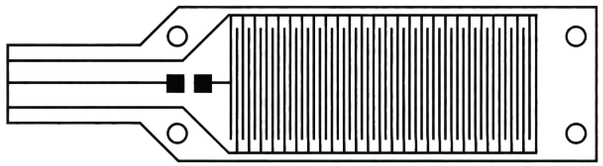

TPS10

DEW POINT SENSOR

QUICK GUIDE

MULTI-LANGUAGE MANUAL

Producer:
SALUS Controls plc
Units 8-10, Northfield Business Park, Forge Way, Parkgate
Rotherham, S60 1SD, UK

Importer:
Salus Controls
European Distribution sp. z o.o.
ul. Szamocka 8, piętro 6.,
01-748 Warszawa, Poland

www.saluscontrols.com

Computime

ISO 9001 QUALITY MANAGEMENT

UKAS MANAGEMENT SYSTEMS 0015

SALUS Controls is part of the Computime Group.
In accordance with its policy of continuous product development, SALUS Controls plc reserves the right to change the specifications, design and materials of the products listed in this brochure without prior notice.

10/2026

CE UKCA RoHS COMPLIANT

Introduction

The TPS10 is based on the conductivity measurement principle and is used to detect the risk of condensation when conditions are favourable for dew point formation. By means of a special, highly flexible, high-tech foil with special thermal properties an excellent response sensitivity is achieved. The sensor is mounted on the lap pipe of the cooling circuit. As the temperature difference between the cooling medium and the surrounding air increases even at low air humidity there is a risk of condensation.
The TPS10 can be used in conjunction with our products such as the RM-16A power relay; (utilising the COM - NO potential free input), the SR600 intelligent relay (S1 - S2 input), KL08RF wiring center, CB500CO control box or the WLS600 flood sensor. Together they form a sensitive measuring device that reacts to this condensation long before the human eye can detect this moisture in droplet form.

Information on product safety and functionality

When mounting the sensor to a pipe, DO NOT pass the mounting clamps through the openings in the sensor foil. The front of the sensor with the comb conductor pattern is required for moisture sensing and must be exposed. It must not be covered by insulation or come into contact with other electrical elements or other electrically conductive parts.

Product Compliance

This product complies with the following EU directives: GPSR 2023/988/EU, EMC 2014/30/EU, LVD 2014/35/EU, and RoHS 2015/863/EU and 2017/2102 , REACH 251 SVHC 1907/2006. The full text of the EU Declaration of Conformity can be found at the following web address: www.saluslegal.com.

IMPORTANT NOTICE

DO NOT use the TPS10 dew point sensor with equipment that has a voltage potential on its dew point terminals. The TPS10 sensor has an exposed conductive grid to detect moisture, and it should not be connected to a voltage.
Only connect to equipment with Dew point sensor terminals which are Volt Free types.

Dimensions

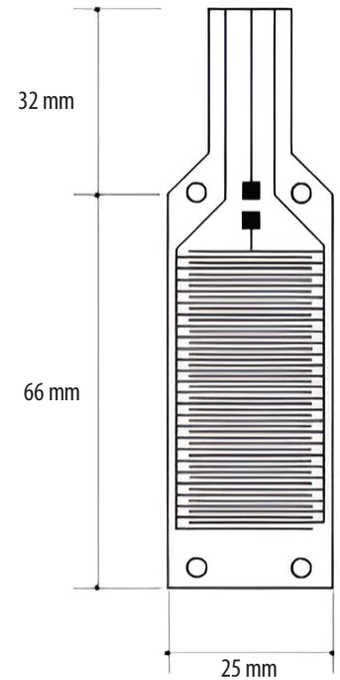

Installation

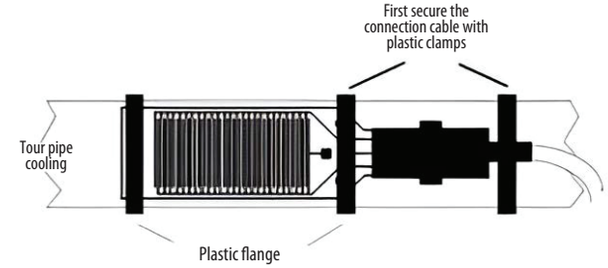

Note: For mounting, the sensor must be placed with the smooth side of the sensor on the back, with the entire sensor surface, on the cooling media lap and secured with the plastic clamps included in the package.

Fix the power cable first and then the sensor (see installation example in the above sketch).

Electrical connection

TPS10 is supplied with a high quality connection cable (LiYY) 2x0.14 mm with a length of 10 m, which can be extended up to 20 m.

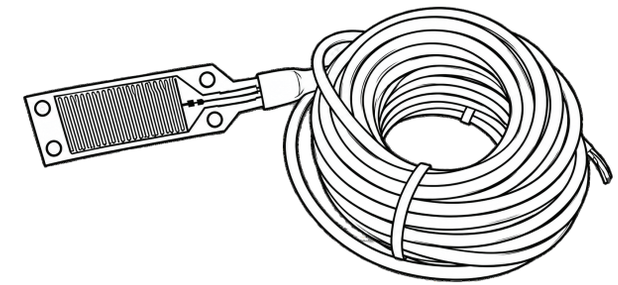

Device Compatibility



KL08RF | SR600 | WLS600 | RM-16A | CB500CO