

iT800

WiFi Thermostat



About this product...

The iT800 WiFi thermostat from SALUS Controls is a cutting-edge addition to the SALUS Smart Home system, offering unparalleled convenience and control over your home's temperature settings. With its innovative WiFi connectivity and intuitive App, users can easily adjust the thermostat from anywhere, ensuring optimal comfort and energy efficiency at all times. The sleek design and user-friendly interface make it a seamless addition to any modern home, while its advanced features, such as scheduling and remote access, provide a customizable and personalized experience. Experience the future of home comfort with the iT800 WiFi thermostat from SALUS Controls.

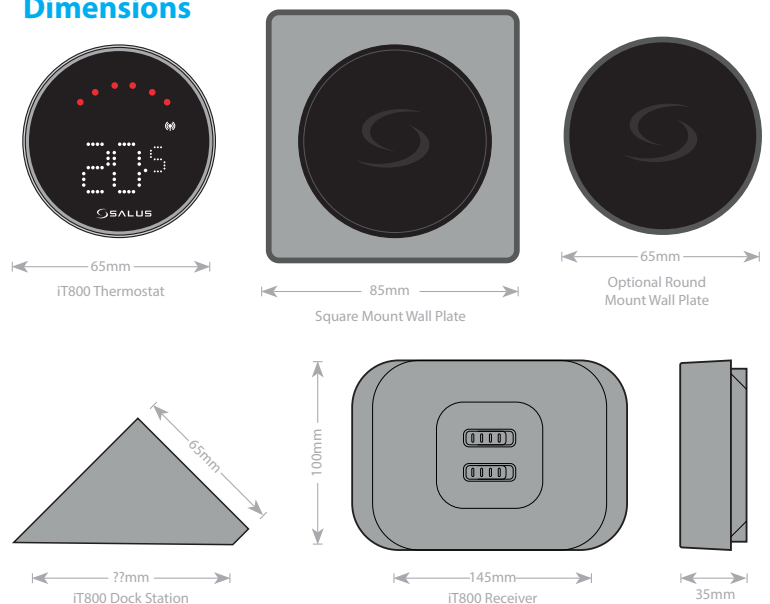
Features

- Internet Connected Thermostat with Receiver
- Wi-Fi Connectable via bluetooth connection - No more cables
- Rechargeable battery - wireless recharging via dock station
- For heating and cooling systems
- Local access to change most parameters - no local schedule
- Full Remote Control via SALUS Smart Premium App
- Shut down mode and optimization features - Optimum start and stop
- Always on display if installed on docking station
- Lock/Unlock keys
- Compatible with SP/SPE600 and SR600

Specification

Connectivity	WiFi 2.4GHz Bluetooth LE (For provisioning)
Input Power:	Battery powered Thermostat 230V AC Receiver
Press button:	Menu access / Validation
Dial Button:	Scrolling through options
Battery	750mAh Lithium-Ion (Rechargeable)
Charge Time:	24Hr max without always on feature 48Hr max with always on feature
Dimensions:	65mm Diameter 25.6mm Deep
Guarantee:	5 Years

Dimensions



iT800 Thermostat - Technical Data

Electrical and Mechanical Specifications

Connectivity	Local communication via Zigbee 2.4GHz
Input Power	Battery powered Thermostat 230V AC Receiver
Press button	Menu access / Validation
Dial Button	Scrolling through options
Battery	750mAh Lithium-Ion (rechargeable)
Charge Time	24Hr max without always on feature 48Hr max with always on feature
Dimensions	65mm Diameter 25.6mm Deep
Material (Housing)	Aluminium Body, Sleek Matt Glass Face
Operating Temperature	-20°C to +40°C
Storage Temperature	-30°C to +40°C
Installation	Surface (Includes both circular and square mounting bezels) or Desktop mounting
Safety Approval	Class I
Temperature Calibration	Thermostat temperature calibration feature
Optimal Start / Stop	Optimum Start / Stop feature
Customer Alerts	Email / Text alert notifications
Display Resolutions	Selectable temperature display resolutions
Landlord Function	Thermostat lockable via App
Dual Control	Controls both heating and cooling systems
App Control	Subscription-free access to Premium Lite app
Local Control	Dial Button Scrolling through options
Local Access	Limited Local Menu access with push button selection
Channels	Single channel relay with flexible-use volt free switch
Charging period	24 hours each 1 to 2 years
Charging	Via charging dock with USB type C connection
App Connectivity	Wi-Fi 2.4GHz via Bluetooth LE (For provisioning)
Protocol	Selectable heating and cooling control algorithms including TPI
Compatability	UK Boiler Plus compatible
Pairing	Thermostat and receiver arrive factory paired and will work locally out of the box
Control	Control locally or remotely via SALUS Premium Lite App
Expandability	Add additional devices such as SP600 or SR600 (up to 16 in total)

iT800 Receiver - Technical Data

Electrical and Mechanical Specifications

Connectivity	WiFi 2.4GHz Bluetooth LE (For provisioning)
Input Power	230V AC 50Hz
Switch Rating	16(5) amp
Output	0 - 230V
Dimensions	L - 145 H - 100 D - 35mm
Material (Housing)	Plastic
Operating Temperature	-20°C to +40°C
Safety Approval	Class I

iT800 Receiver

iT800 Thermostat
Wall MountediT800 Thermostat
Desk Mounted

Control & Monitor from anywhere...

With the SALUS Premium Lite App.
Download it from Google Play or the App Store.

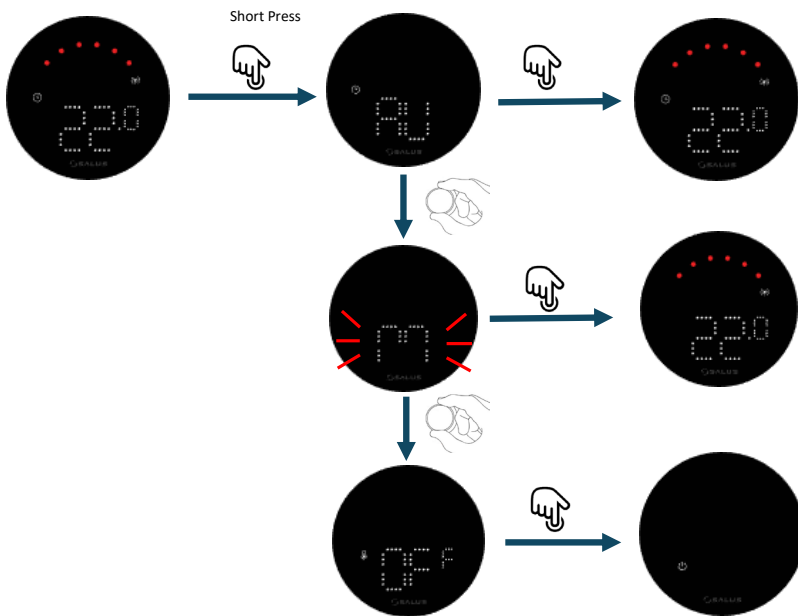
*Subscription service required via SALUS Premium Lite App



Magnetic wall plate for surface installation or Dock Station with rechargeable function.

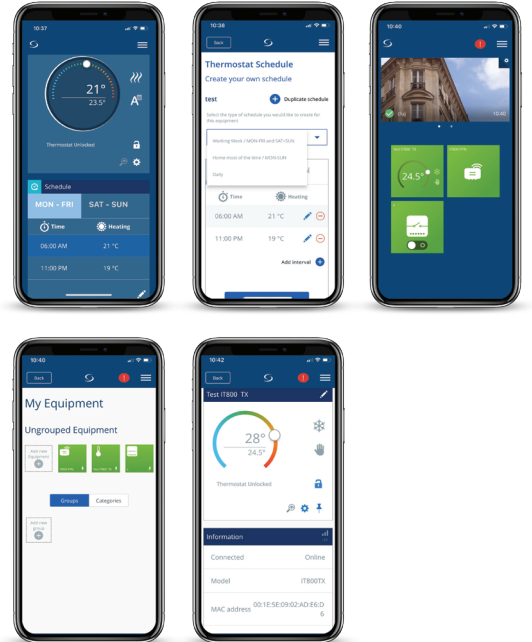
Control using local mode...

Change from Schedule to Manual to Frost protection mode.



Control via the App...

Default screen is the thermostat only.



Scan QR Code to View Product on Website