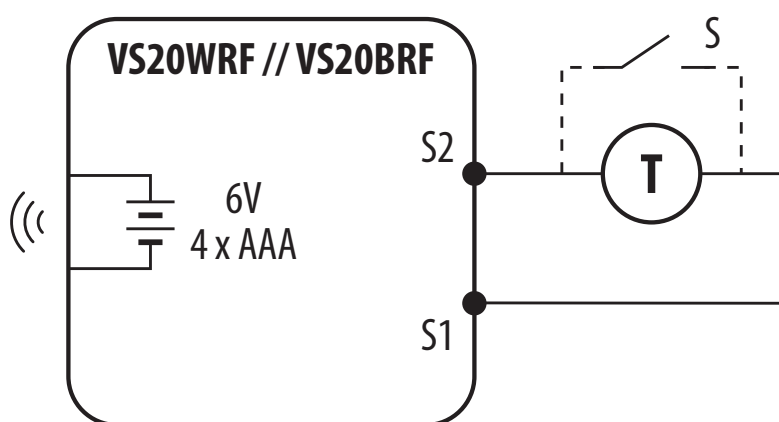






















VS20BRF - Diagramă conexiuni electrice.



LEGENDĂ

| | | | |
|---|---|---|--------------------------------|
|  | Alimentare cu baterii |  | Comunicare Wireless |
|  | L, N 230V AC |  | Pompă |
|  | Fuse |  | Vane motorizate |
|  | COM, NO, NC Ieșire lipsită de potențial |  | Senzor de temperatură |
|  | S, S1, S2 Borne de intrare |  | Ventilator cu 3 viteze 230V AC |
|  | SL 230V AC voltage ieșire |  | Bec sau altă sarcină |
|  | Contact normal deschis NO |  | Actuator termoelectric |
|  | Contact normal închis NC |  | Programator |
|  | Comutator NC/COM/NO |  | Contact extern, normal deschis |
|  | Cazan- Conexiune la cazan |  | Convertor de energie |